

STRONGEx2 G2

Zone 2, 22

Robust explosion proof luminaire with increased safety protection, suitable for outdoor

Ex II 3G Ex ec IIC T6..T4 Gc


Ex II 3D Ex tc IIIC T85°C Dc

ATEX certificate No: INERIS 22ATEX3012X

IECEX certificate No: IECEX INE 22.0060X



Ex nickel brass cable gland not included



5 YEARS warranty



Benefits

- Different lengths and light output, with high efficiency up to 182lm/W.
- Suitable for outdoor and up to 55°C ambient temperature.
- Integrated emergency kit with up to 3 hours autonomy.
- Optional DALI dimming and presence and daylight sensors.

Characteristics

IP 66/69K IK 10 Frequency 50/60Hz Rated voltage 220-240V NON-SELV

Mechanical characteristics

Profile	High chemical and impacts resistance PMMA with UV protection
End caps	PA66 + fibreglass
Gasket	High-temperature resistant MVQ silicone
Gear tray	White lacquered steel plate + internal aluminum heatsink
Cable entry	Cable gland
Fixing clips	Stainless steel

Functional characteristics

Lifetime	L80 100,000 hours at 35°C
Guarantee	5 years
Fire protection	Flammability (UL94): V2 Glow wire test (EN 60695-2-11): 650°



Compliance

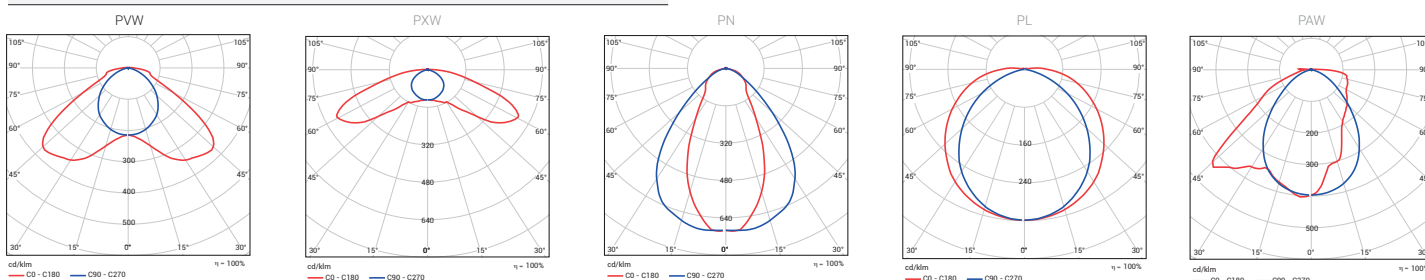
RoHS REACH

Electrical characteristics

Connection	Ex-certified push-wire connectors, up to 8 poles
THD	< 10% full load

Photometrical characteristics

SDCM	< 3
------	-----



STRONGEx2 G2

Description

FAMILY	LENGTH (mm)	OPTICS	LUMINOUS FLUX (lm)	CRI	LIGHT COLOUR (K)	DRIVER	TEMPERATURE RANGE	THROUGH WIRING	EMERGENCY KIT
> S2: STRONGEx2 G2	> 6: 600 > 12: 1200 > 15: 1500	> PVW	> 25: 2500 > 35: 3500 > 46: 4600 > 56: 5600 > 60: 6000 > 68: 6800 > 70: 7000 > 78: 7800 > 85: 8500	> 8: >80	> 40: 4000	> ET: non dimmable > ETDD: DALI dimmable	> HT: up to 55°C	> LV: 3x2.5mm2 (for ET versions) / 5x2.5mm2 (for ETDD versions) ¹	> EB3: 3 hours

Special options under request ²

Ask our Sales Team for more details	> PXW > PN > PL > PAW	> 9: >90	> 30: 3000 > 50: 5000 > 65: 6500	> EB1: 1 hour
-------------------------------------	--------------------------------	----------	--	---------------

¹ Please refer to assembly instructions manual for maximum current.

² HFS sensor available for Zone 22.

Operational data

Description	Order number	Luminous flux (lm)	Power (W)	Efficiency (lm/W)	Emergency luminous flux (lm)	Colour temperature (K)	CRI	Temperature range ²
S2 12 PVW 60-840 ET	10260019	6000	37	162	-	4000	80	-35°C - +50°C
S2 12 PVW 68-840 ET	10269644	6800	42	162	-	4000	80	-35°C - +45°C
S2 15 PVW 60-840 ETDD	10268561	6000	37	162	-	4000	80	-36°C - +55°C
S2 15 PVW 85-840 ETDD	10269651	8500	53	160	-	4000	80	-36°C - +45°C
EMERGENCY KIT								
S2 6 PVW 25-840 ET HT EB3 ³	10268557	2500	16	156	250	4000	80	-20°C - +55°C
S2 12 PVW 46-840 ET HT EB3 ³	10269649	4600	27	170	460	4000	80	-20°C - +55°C
S2 15 PVW 56-840 ET HT EB3 ³	10269655	5600	33	170	560	4000	80	-20°C - +55°C
S2 15 PVW 70-840 ET HT EB3 ³	10268554	7000	41	171	700	4000	80	-20°C - +55°C
HIGH TEMPERATURE								
S2 6 PVW 35-840 ET HT	10268555	3500	20	175	-	4000	80	-35°C - +45°C
S2 6 PVW 35-840 ET HT LV	10269641	3500	20	175	-	4000	80	-35°C - +40°C
S2 12 PVW 60-840 ET HT	10269646	6000	34	176	-	4000	80	-35°C - +50°C
S2 12 PVW 60-840 ET HT LV	10268550	6000	34	176	-	4000	80	-35°C - +45°C
S2 12 PVW 78-840 ET HT	10268547	7800	46	170	-	4000	80	-35°C - +45°C
S2 15 PVW 60-840 ET HT	10269648	6000	33	182	-	4000	80	-36°C - +55°C
S2 15 PVW 60-840 ET HT LV	10269653	6000	33	182	-	4000	80	-36°C - +45°C
S2 15 PVW 85-840 ET HT	10268551	8500	47	181	-	4000	80	-36°C - +45°C
S2 15 PVW 85-840 ET HT LV	10268553	8500	47	181	-	4000	80	-36°C - +40°C

² Maximum operating ambient temperature depends on input power and luminaire configuration, please consult assembly instructions manual.

³ In emergency versions maximum power consumption increases in 4W during battery charging, which is approximately 5% of the time that luminaire is on. The rest of the time power consumption is as indicated.


STRONGEx2 G2

Dimensions and logistics


Description	X	Xm	Y	Z					
	mm	mm	mm	mm	L x W x H mm	Pcs./Box	Box	Groupage Pcs./Euro pallet	Double pallet Pcs./Euro pallet
S2 6...	888	725	125	138	1010 x 160 x 140	1	3.6	50	30+30
S2 6... LV...	991	725	125	138	1010 x 160 x 140	1	3.9	50	30+30
S2 12...	1451	1287	125	138	1600 x 160 x 140	1	5.3	50	30+30
S2 12...LV	1553	1287	125	138	1600 x 160 x 140	1	5.7	50	30+30
S2 15	1732	1569	125	138	1900 x 160 x 140	1	6.2	50	30+30
S2 15...LV	1835	1569	125	138	1900 x 160 x 140	1	6.7	50	30+30

Please check with our Back Office to confirm logistic data

STANDARD VERSION



THROUGH WIRING VERSION

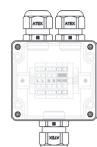


Accessories

10225340	ATEX junction box 2 122 x 120 x 90mm
10230425	ATEX junction box 80 x 75 x 75mm
10235494	Connector bag PNCX
10174901	Accessories bag STRONGER G2 SCRW ⁴
Please consult	Pole for wall mounting with tilt angle 15° or 45° For 600, 1200 or 1500mm luminaires ⁵

⁴ Only for indoor installation

⁵ Please consult our Sales Team if you require an additional customised pole or mounting accessory



10225340
10230425



10174901



10235494

